
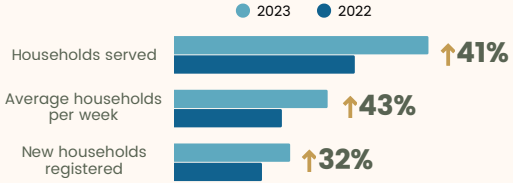



2023 YEAR IN REVIEW

FOOD DISTRIBUTED



4,770
unique households served

1 in 10
single parent households

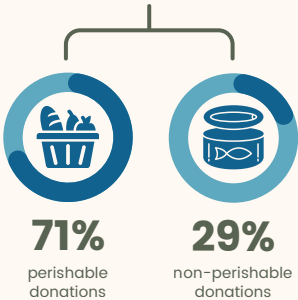


1 in 5
have employment income



FOOD RECOVERED

745,708kgs
total food recovered



farm donations almost
DOUBLED
compared to 2022



FOOD SHARED

22 
community partners served

70,707kgs = **117,845**
of food shared with our partners community partner meals




35,100
school lunches provided to students



600kgs
of food shared in the community food pantry



THANK YOU! Your continued support over the past year has helped us support those in need in our community.



CLIENT DEMOGRAPHICS

- A total of 59,061 household visits in 2023
- 1 in 8 clients are seniors (65+) and 1 in 4 clients are children (<18)
- Most commonly spoken languages: Ukrainian, English, Mandarin, Tagalog, Cantonese, Russian, Spanish
- Most common ethnicities: White, Chinese, Filipino, West Asian, Latin American

YOUR IMPACT

- \$5.7 million worth of food recovered and 1,416,845kgs of CO2 emissions saved
- Individual contributions made up 36% of total monetary donations
- 14% of total food donations were from community members and groups
- 165 volunteers contributed 26,000 volunteer hours, equivalent to 15 FTEs
- 94 volunteer groups contributed a total of 1,975 volunteer hours

CONNECT WITH US

**#100 - 5800 Cedarbridge Way
Richmond, BC V6X 2A7**

www.richmondfoodbank.org
info@richmondfoodbank.org
604-271-5609



@richmondfoodbank



@richmondfoodbank



@RFBSociety